

























Mixed up trees

Our trees are all mixed up! Start facing the front of Bowlees Visitor Centre. Take the path to your right through the meadow, opposite the cottages. Start looking carefully at the trees. Can you match the types of leaves, bark and fruit or seeds that you see by drawing lines between the pictures and guessing the name of the tree? Some trees won't have fruits or seeds right now.

At the end of the meadow, go through the gate, and then through the next gate opposite and follow the path up the hill through the woods, looking out for the different kinds of tree all the way to the top, where there is a stile on the left.

Leaf	Bark	Fruit/seeds	Name
			Apple
			Beech
			Sitka spruce
			Pine
			Sycamore
			Rowan
			Oak
			Ash

Along the way, stop and stay completely still for a couple of minutes.

What do you notice around you?

I can see...	I can hear...
I can smell...	I can feel...

Take it further

Woodland poems: Can you turn the words you used above into a poem? Remember that poems don't have to rhyme...

Pine cones: There are lots of pine cones on the ground around the trees. Some are tightly closed up, and some have opened out. Find a closed one to take home and put it somewhere warm. What happens? Can you find any seeds?

























Leaf bunting: Collect a leaf from some of the different kinds of tree to take home. Thread your leaves onto a piece of string to make bunting. Can you remember which leaf is from which tree?

Dens: Build a den out of materials you find on the ground like sticks and leaves (don't pull branches off trees!)

For an alternative route back to the Visitor Centre: go over the stile and follow the public footpath to the right-hand side of the drystone wall down the hill, climb over the stile in the corner of the field, down the steep bank to cross over the stream and up the other side, head for the gate in the left corner of the field near the woods and follow the track back to the Centre. This route involves some steep slopes and rough terrain.

The answers

No peeking!

Leaf	Bark	Fruit/seeds	Name
			Apple
			Beech
			Sitka spruce
			Pine
			Sycamore
			Rowan
			Oak
			Ash

Share your pictures or comments on Facebook, and Instagram and let us know if you enjoyed this activity.

<https://www.facebook.com/NorthPenninesNL>
<https://www.instagram.com/northpenninesnl>